

Freedom Accessible Shower Pan 60" x 36"

FREEDOM INSPIRE SERIES

MODEL APX6036BFP LR

Note: Shower pan LH drain shown

Exterior Dimensions: 60W x 36D x 6H

Interior Dimensions: 57 W x 30 ⁵/₈ D clear floor space



COLOR & TRIM OPTIONS

Standard Color	Code
White	WT

FEATURES

- 1-piece Barrier Free Shower Pan
- Pre-levelled shower base, no recess necessary (concrete or slab floor; drain area does require a 10" x 10")
- Textured slip-resistant floor
- Left or right drain location, ideal for bathtub replacement
- Drain included, square plate, chrome finish, no caulk
- Works with all wall materials and finishes
- Adaptable for shower doors
- Consistent nailing flange
- Underside of pan is smooth and pre-leveled for easy installation

OPTIONS

(All accessories shipped loose for field installation)

- Collapsible water retainer with end caps
- Pressure balance valve
- Hand held shower with slide bar
- Weighted shower curtain and rod
- Folding shower seat
- Grab bars

CODE COMPLIANCE

- IPC International Plumbing Code
- UPC Uniform Plumbing Code
- ANSI Z124.2 Standards for Plastic Showers
- CSA Canadian Standards Association

Due to the nature of the materials, dimensions may vary +/- 1/2".

Lifetime Limited Warranty


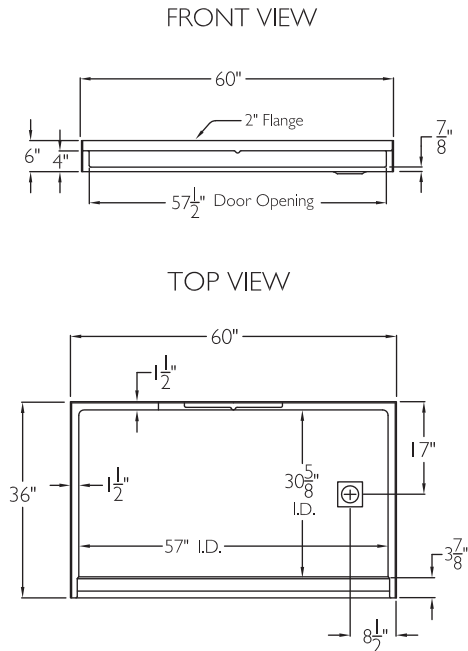
*See terms and conditions for details.

Freedom Accessible Shower Pan 60" x 36"

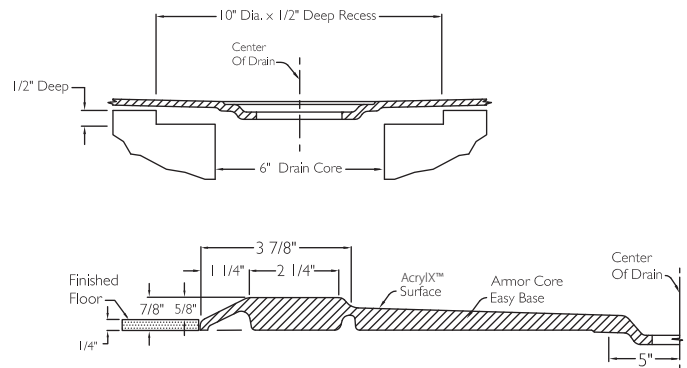
FREEDOM INSPIRE SERIES

MODEL APX6036BFP LR

Note: Shower pan LH drain shown



COMES WITH NO CAULK DRAIN and Square Strainer Plate
Cutaway Drain Detail



FEATURES Dimensional Tolerance $\pm 1/2"$. Dimensions needed for site preparation should be measured from the unit. Accessibility Professionals Inc. assumes no responsibility for prep work.

Model #	Material	Wall Finish	Pieces	Pkg. Wt. lbs.
APX6036BFP LR	Applied Acrylic	N/A	1	134 w/Pallet

DIMENSIONS

Specifications	inches
Exterior Dimensions	60 x 36 x 6
Interior Dimensions	57 x 30 5/8 clear floor space
Shower Door Opening	57 1/2 W

FRAME-IN DIMENSIONS

A	B	C	D
60 1/4	8 5/16	17	36

