

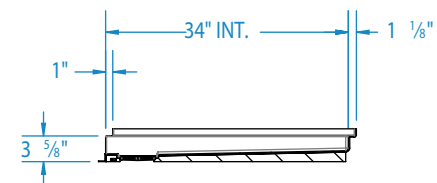
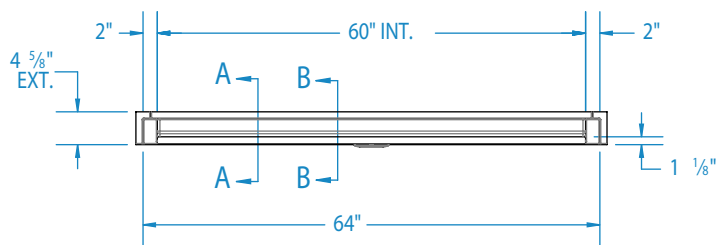
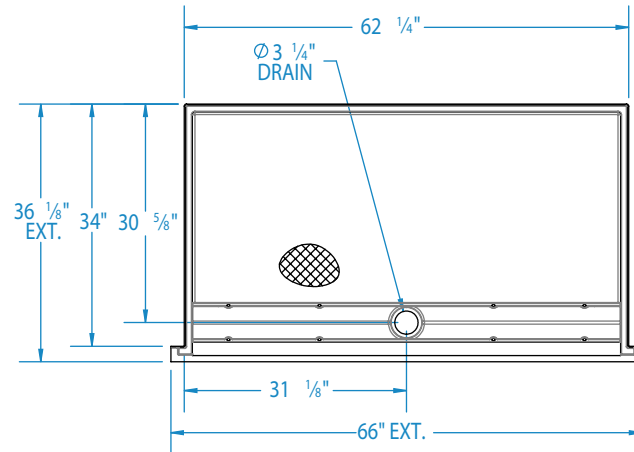
Freedom ADA Shower Pan with Linear Drain

Model: APFXSB6236LDPAN1.125

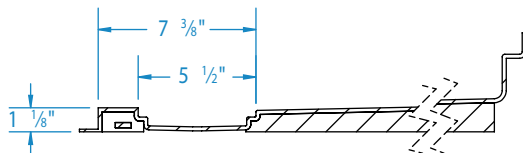
Interior: 60" x 34" x 2 1/2"

Exterior: 66" x 36 1/8" x 45/8"

- Pre-leveled base
- AcrylX™ applied acrylic surface
- 1 1/8" skirt
- Compliant when properly installed
- Center front drain outlet
- Integral front trench drain
- 30-year limited warranty
- Slip resistant, textured bottom [ASTM F-462]



SECTION A-A



SECTION B-B
Integral Pre-leveled Base
trench grate (included), not shown



ADA/ANSI compliant when fully equipped and installed according to guidelines.

FEATURES lbs Dimensional Tolerance $\pm \frac{3}{8}$ ". Dimensions needed for site preparation should be measured from the unit. Manufacturer assumes no responsibility for preparatory work.

Model #	Material	Wall Finish	Pieces	Drain	Dam/Skirt Height	Net Wt.	Pkg. Wt.
APFXSB6236LDPAN1.125	AcrylX™ applied acrylic	Smooth	1	Center Front	1 1/8" skirt	40	50

DIMENSIONS

Specifications	inches
Width: Ext. / Int.	66 / 60
Depth: Ext. / Int.	36 1/8 / 34
Height: Ext. / Int.	4 5/8 / 2 1/2
Enclosure Opening:	60
Skirt Height:	1 1/8
Drain Rough-In (from Back Wall)	30 5/8
Drain Rough-In (from Side Wall)	31 1/8

FRAMING DIMENSIONS

Type	D Depth	W Width	H Height	A	B	C
Alcove	34	62 1/4	-	Box Out	31 1/8	30 5/8

